

# University of Phoenix Today

August 2023



The University of Phoenix has not authorized any other person to provide you with any information or to make any representations other than those contained in this financial disclosure. Forward-looking statements presented herein are neither historical facts nor assurances of future performance. Instead, they are based only on our current beliefs, expectations and assumptions regarding the future of our business, future plans and strategies, projections, anticipated events and trends, the economy and other future conditions. Because forward-looking statements relate to the future, they are subject to inherent uncertainties, risks and changes in circumstances that are difficult to predict and many of which are outside of our control. Our actual results and financial condition may differ materially from those indicated in the forward-looking statements. We take no responsibility for and can provide no assurance as to the reliability of, any other information that others may provide you. You should assume that the information appearing in this document is accurate only as of the date of this disclosure, regardless of the time of delivery. Our business, financial condition, results of operations and prospects may have changed since the date of this disclosure.


# Almost 50 Years of Educating Adult Learners



## We have always served the underserved

- More than 50% of our students report as minority
- 60% are first generation college students
- Our students average age is 38, with 93% older than 23 years old
- 71% of students are female
- 63% care for dependents at home
- And almost 80% are employed while pursuing their degree with the University of Phoenix

Source: FY22 Academic Annual Report



## We are a pioneer in online education for adults

- Since 1978, we have held continuous regional accreditation from The Higher Learning Commission
- We have a range of programs aligned to today's careers, from short course programs to doctoral degrees
- Mix of traditional faculty-led, competency-based and self-paced formats
- Student experience optimized for adult learners after more than **47 years** of continuous refinement and innovation



## We are refocused on our founding mission

- We became a privately-owned institution in 2017 and under new leadership refocused on our founding mission of serving adult learners. New leadership divested/sold several subsidiaries
- Since 2017, all key operational and academic functions such as curriculum design, student support services and recruitment report directly to the University's Office of the President, and there are no longer any other subsidiaries competing for resources and focus

# Realignment of Strategic Direction Since 2017



## Student Outcomes & Career Preparation

- With a sharp focus on improving student outcomes and career preparation, we accelerated efforts to exit non-core programs and significantly streamlined our portfolio of academic programs.
- 95%+ reduction in associate enrollments and recommitment to partnering with community colleges
- Closed all but one ground campus to entirely focus on an online delivery model, driven by student preference



## Strengthened Career-Focused Academic Offerings

- Implemented technology-enhanced courses that employ adaptive learning diagnostics and introduced the *Phoenix Success Series* to increase student preparedness and readiness
- Introduced new competency-based formats that help students to save time and money
- Aligned 100% of curriculum to career-relevant skills to meet both student and employer needs



## Investment in Student Support Services

- Built industry leading student support services and technology systems to increase the academic readiness of incoming students and improve student retention



## Commitment to Responsible Marketing

- Refined our marketing operations including reduction of inefficient marketing spend across all channels (e.g., severing ties with third-party affiliate lead aggregators, ending arbitration agreements, discontinuing the naming rights to the Arizona Cardinals' football stadium, etc.)



## Improved Operational Efficiency

- Successfully executed on **\$90M in overhead cost savings** since 2017 by rationalizing operating structure and decommissioning legacy technology systems.
- In the process we introduced a digital-first technology platform that will support further process automation and self-service – improving student outcomes



## Experienced Management Team

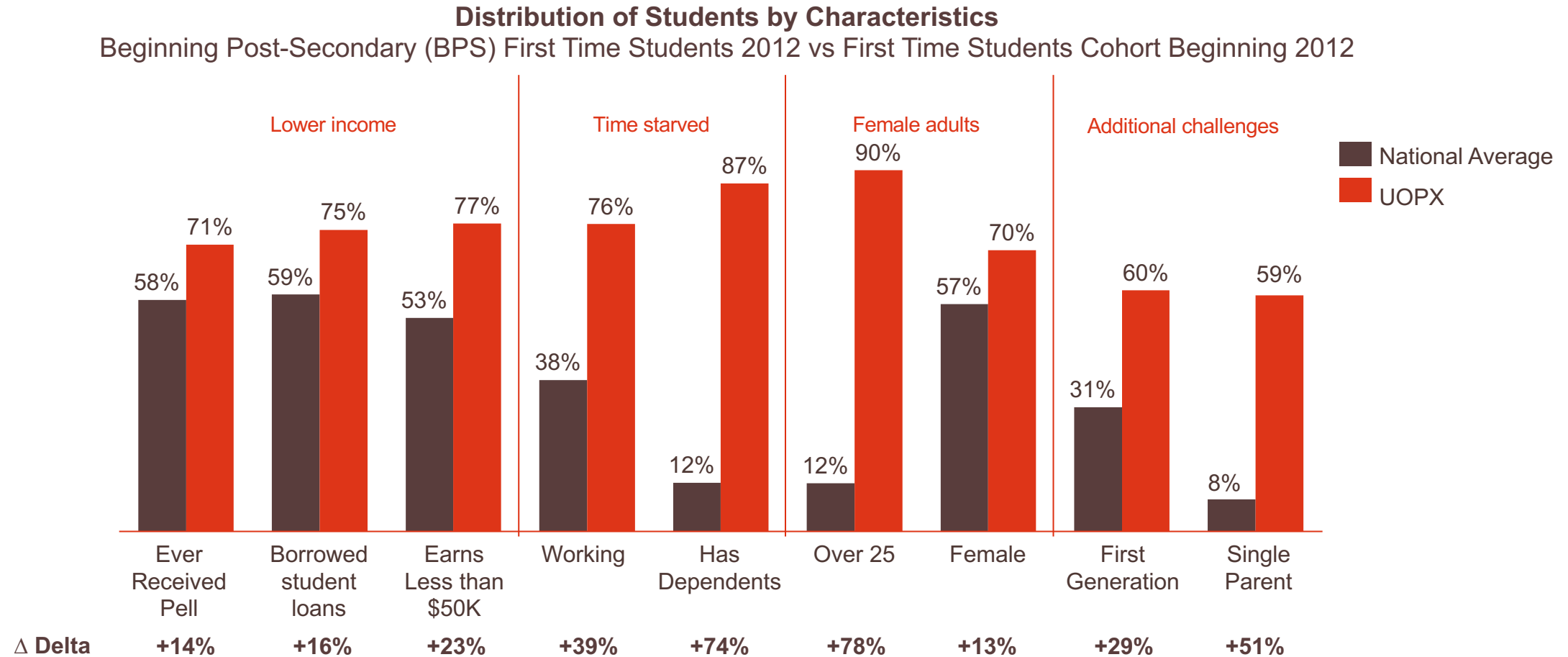
- Brought on several new, highly-experienced leaders to help spearhead our transformation, and made senior hires across key business functions including academics, finance, information technology, and marketing
- Supported by a mission-driven university team of over 3,000 staff with an average tenure of 11 years, and an 82% engagement score — 8% above the national benchmark

2016	2022
<b>YOY New Degreed Enrollment</b> -36%	<b>YOY New Degreed Enrollment Growth</b> 8%
<b>Ground Campuses</b> 130+	<b>Ground Campuses</b> 1
<b>Online Enrollment</b> 83%	<b>Online Enrollment</b> 99%
<b>Retention Rates</b> Bachelors: 64% Masters: 69%	<b>Retention Rates</b> Bachelors: 74% Masters: 76%
<b>On-Track Graduation Rate</b> 42%	<b>On-Track Graduation Rate</b> 53%
<b>Student Net Promoter Score</b> 59	<b>Student Net Promoter Score</b> 73
<b>Cohort Default Rate</b> 13.3% (vs. 11.3% average for state universities)	<b>Cohort Default Rate</b> 2.6% (vs. 2.3% average for state universities)



# Our Students Are Juggling Many Responsibilities...

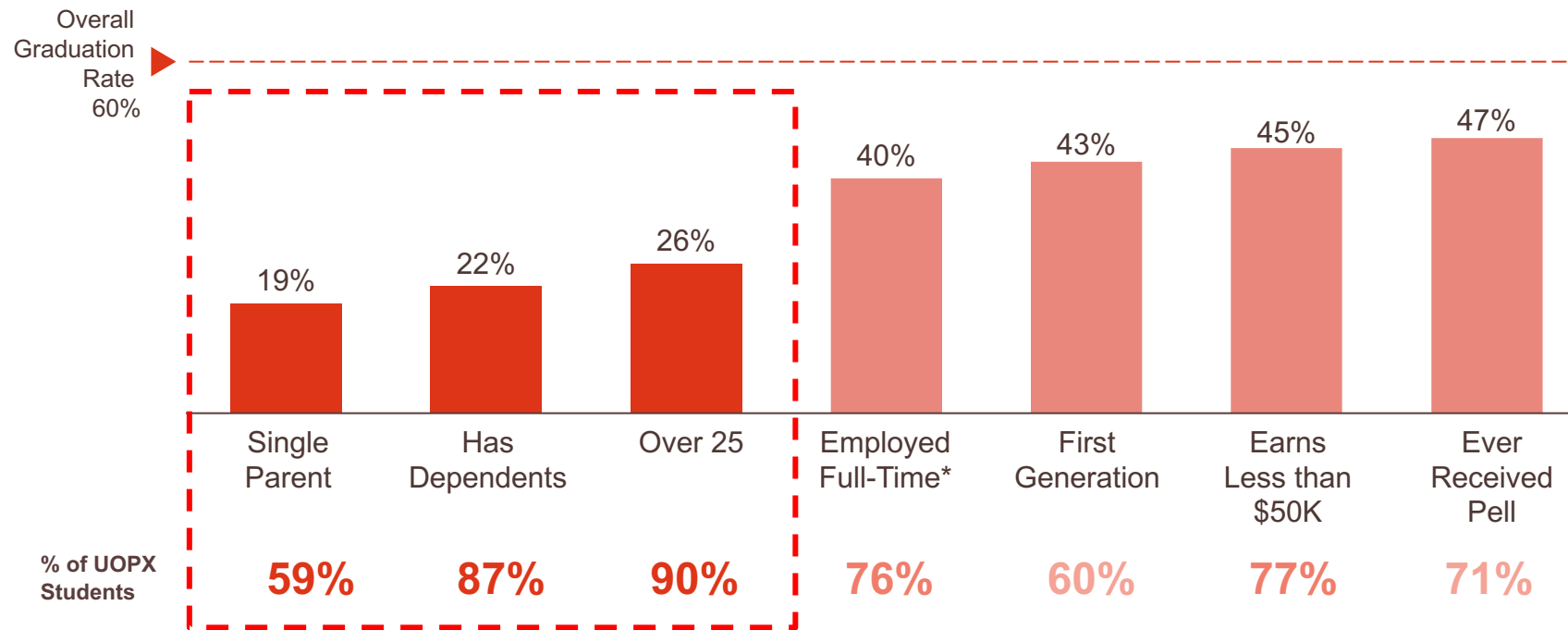
*The typical University of Phoenix student is older (average age is 38), working full time, with dependents*



Source: U.S. Department of Education, National Center for Education Statistics, Beginning Postsecondary Students: 2012/2017 (BPS).  
 Note about BPS data: Working defined as working at least 20 hours per week and not on campus; borrowed student loans between 2012 and 2017; over 25 is closer to 25% from IPEDS data  
 Notes about UOPX data: UOPX working status is based on a Y/N question from student's most recently submitted admissions application  
 UOPX internal data; Student Demographic and Self-Service Power BI

# ... and Have Risk Factors That Can Negatively Impact Progression, Retention and Graduation Rates...

6-Year Graduation Rates for All First-Time Post-Secondary Students pursuing Bachelor's  
2011/12 Cohort (BPS 2012/2017 Data)



**On average University of Phoenix undergraduate students each have ~3 risk factors**


Source: U.S. Department of Education, National Center for Education Statistics, Beginning Postsecondary Students: 2012/2017 (BPS); internal UOPX data; UOPX analysis

\*Defined as students who worked more than 35 hours based on month-by-month enrollment and employment history information while enrolled in school

# Our Student-Centric Approaches Are Improving Near-Term Grad Rates

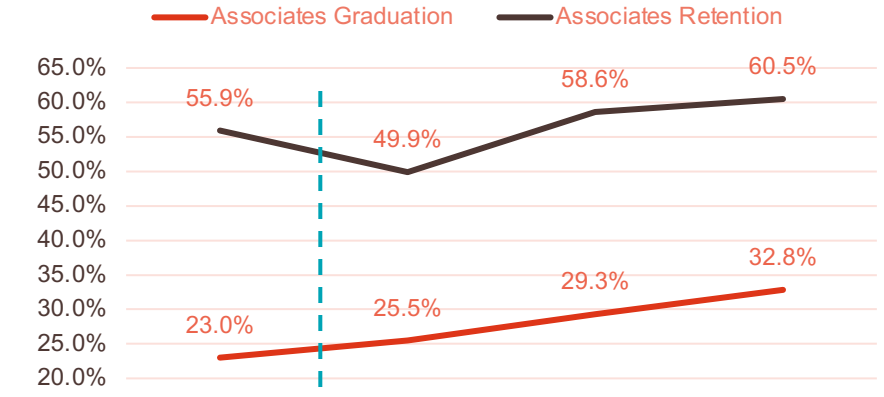
## Student-Centric Approaches

- Academic Counselors** *Help students develop personalized academic plans, and partner with faculty to coordinate early interventions to help students succeed*
- Centers for Writing & Mathematics Excellence** *Offers tutoring with live personnel, workshops, videos, and tutorials*
- Life Resource Center** *Offers clinical counseling services and life coaching covering time management and health-related topics*
- University Library** *Supports users with reference consultations, interlibrary loans, and document retrieval*
- Predictive Models** *Uses behavioral data to guide counselors on interventions*
- Interactive Videos** *Faculty can provide direct instruction within the video driving higher engagement and more active learning*
- Data-Driven Course Redesign** *New real world scenario approaches to mathematics that make transition to college math easier for students*

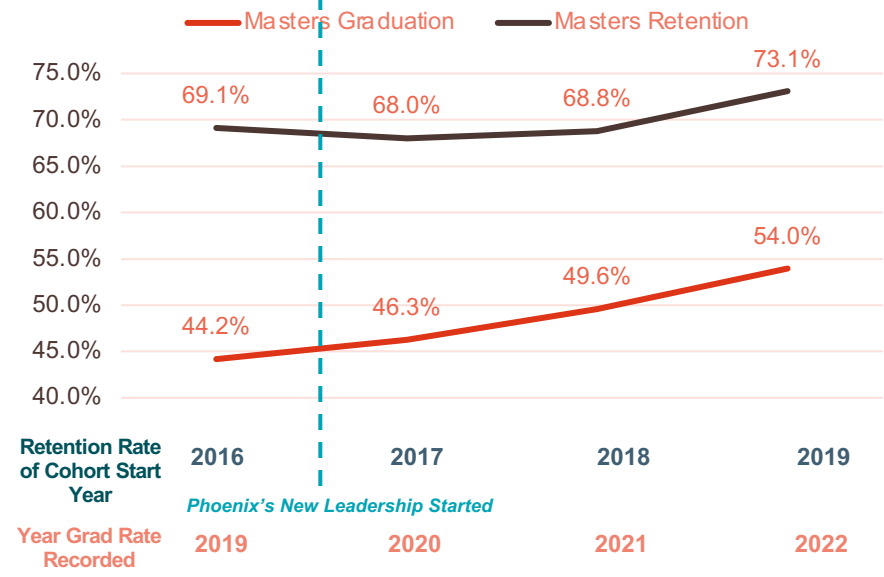


**Associate's and Master's grad rates, which take ~3 years to impact, have exhibited a proven track record of improvement since 2017**

### Associate's Retention & Grad Rates



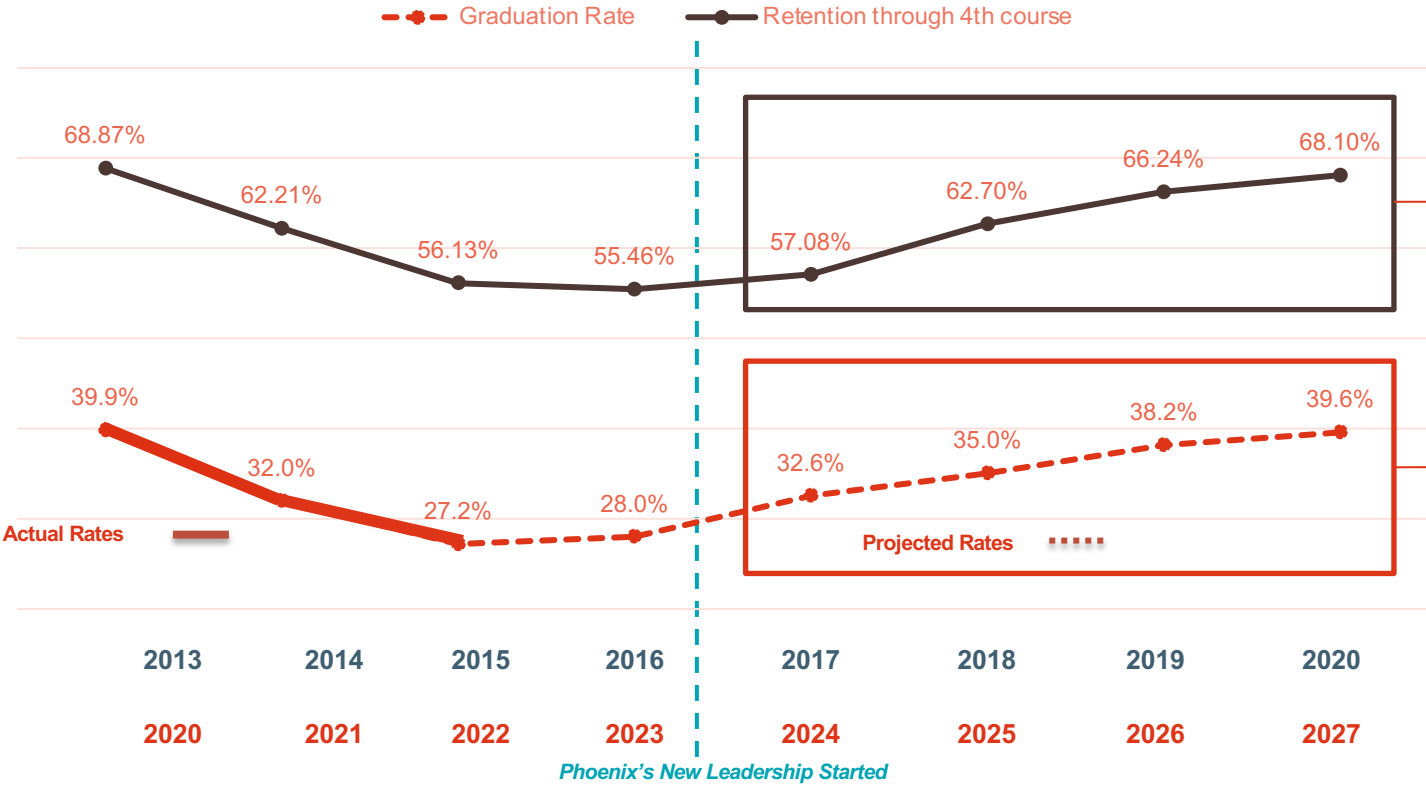
### Master's Retention & Grad Rates



# These Policies Are Also Projected to Increase Grad Rates for Our Bachelor's Programs

**Strong Retention Improvements Will Lead to Healthy Graduation Rate Growth**

Retention and Graduation rates for Bachelors



Like the improvements experienced with our Associate's and Master's grad rates, we are starting to see the positive results for our Bachelor's graduation rates, which take 6-7 years to materialize given the program length

These retention improvements have already occurred...

...giving us confidence in projected graduation rate improvements

Definitions: Institutional Grad Rate is for students that completed a program within 150 percent of the standard length of their degree where the standard length is 4 years for bachelors  
 Institutional Retention Rate: The percentage of students that started a program in the academic year (July 1 to June 30 of the listed year) and attended 4 courses in the amount of time allotted for 5 courses for their degree level, excluding orientation, portfolio and risk-free period-only courses.  
 Graduation Forecasts are derived from logistic regression models that use correlations between early indicators and grad rates in prior years to forecast the impact of those same variables in future grad rate years; variables include; academic, demographic, financial, and university attributes e.g. , 4<sup>th</sup>-course pass rates, employment status, average gross income, and college department

# Practitioner Faculty Experienced in Their Professions and in Teaching at University of Phoenix

100% are active in their respective professional instruction



56.1% female instructors



100% hold a master's degree or higher



27 average class size



29 years average of professional experience



2,727 total faculty members



15.3 years average of teaching experience with UOPX





# Student-Centric Processes Help Students Succeed

## Academic and Career Support

- **300+** academic counselors supporting student success
- **400+** enrollment representatives with experience and codified practices enrolling working adult students
- **400+** staff assisting with student financial assistance
- Specially trained **military advisors** to support students
- **Differentiated “Career Services for Life”** services

## Responsible Marketing

- **17 million+** annual unique visitors to our website
- Marketing team **creates engaging, creative and accurate content** for prospective students
- **Advanced analytics tools** that dramatically decrease the average cost to enroll students
- **Marketing efficiencies** have enabled us to stabilize and increase new enrollments despite decreasing marketing spend, which has been reinvested to support students

## Compliance

- **99** full-time professionals solely dedicated to regulatory compliance, student complaint resolutions and quality control
- **Industry-leading compliance measures** often recognized by regulators and shared with other universities as best practices

## Data Analytics

- One of the **world’s largest digital repositories** of data **on student behaviors**, which is used to inform our data-driven approach to improving student outcome
- We generate and analyze **21 terabytes** of data annually derived from:
  - **1,500** unique course offerings
  - **3 million** annual assignment submissions
  - **30 million** discussion thread posts
  - **18 million** live student servicing interactions
- **Developed several proprietary, advanced analytics models** using this substantial dataset to continuously improve all aspects of the University

## Technology

- **~\$650 million** invested in technology initiatives in the past five years to improve student satisfaction and success
- **250+** person technology team utilizing a scaled, agile framework to rapidly identify challenges and continually develop technology solutions
- Examples of **recent solutions** implemented:
  - **Automated course scheduling**, work routing, and robotic process automation for administrative processes
  - **AI-powered text and chat bots** to assist students
  - Sophisticated, tech-enabled **monitoring system** to review student interactions and ensure the highest ethical standards
- **With the time saved through automated processes**, each of our counselors can dedicate an additional eight hours per week to personalized student support



# Well Positioned to Capitalize on the Accelerating Demand for Online Higher Ed

*Universities with the scale and infrastructure to deliver affordable in-demand programs and leverage advanced analytics to enhance student outcomes will win*

## Large Growing Market

### Online Demand

In 2021, 60% of all college students took some online classes (*Forbes, 2023*)

The landscape... is changing in favor of more remote learning (*The Chronicle of Higher Education, 2021*)

### Adult Learners

Global adult education market to grow 9.1% by 2030 (*MarketWatch, 2023*)

More than 39 Million Americans with some college or no credential (*National Student Clearinghouse, 2022*)



## Scaled Leader

### National Reach

Scaled, high-quality programs

More than 1M alumni

Broad, geographic reach

Extensive employer relationships

### Innovation

Large-scale technology infrastructure

Efficient delivery model

Advanced analytics

Operating efficiencies

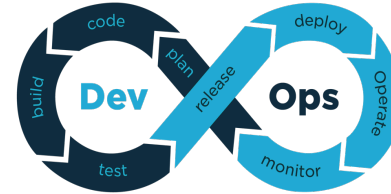


# An EdTech Leader for 40+ Years

Highly-scalable EdTech platform capable of quickly developing and deploying innovative and readily extensible solutions

## Centralized, Differentiated Capability

- Centralized to eliminate silos
- Over 35 empowered agile product teams
- Agility at scale enables rapid development
- Extensive discovery with students and prospects
- Differentiated digital experiences where they matter



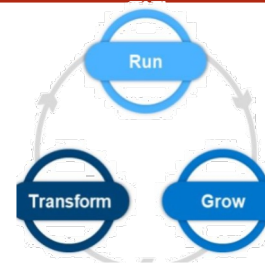
## Digital Ready Infrastructure

- Cloud native platforms for nimble, cost-effective delivery
- Best in class SaaS platforms for core capabilities
- Multi-petabyte data lake to enable machine learning and AI
- Robotic process automation for operational efficiency
- Hardening “anti-fragile” systems for resiliency



## Driving Efficient Delivery

- Continually reduce 'keep the lights on' activities
- AI, ML and automation drive broader efficiency
- Open source, cost effective platforms
- Heavily automated work prioritization and digital contact strategies



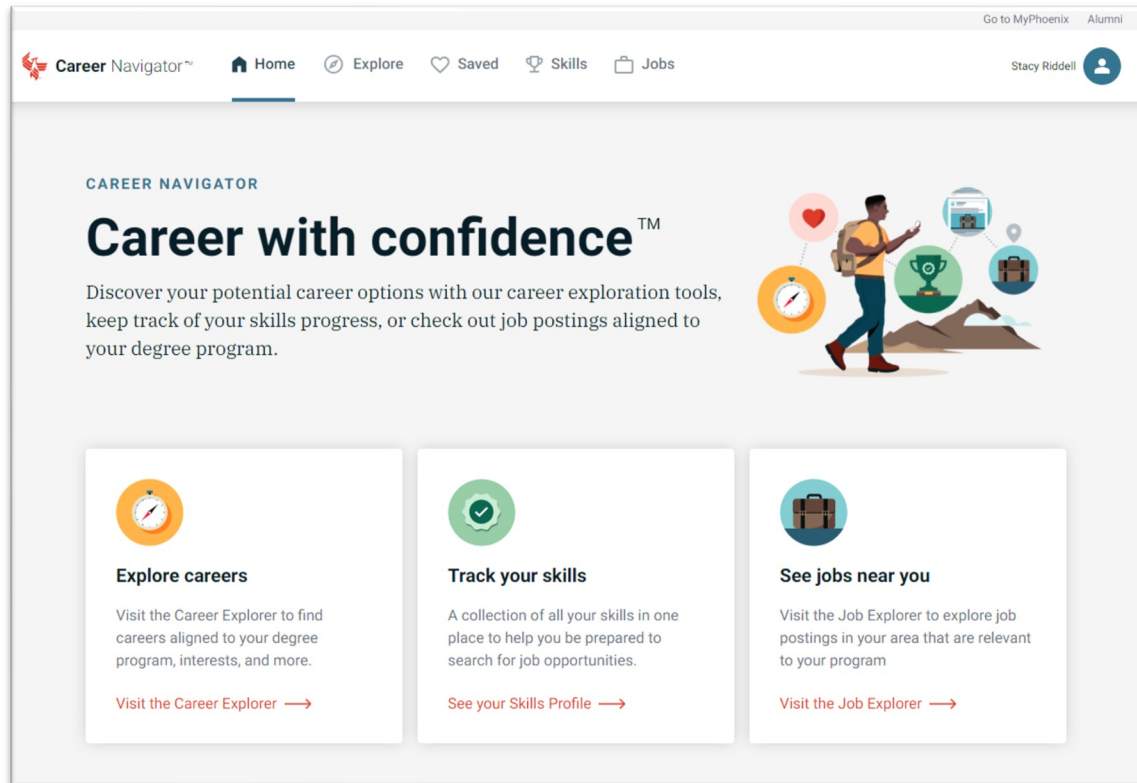
Since FY17, University of Phoenix has reduced annual technology spend by 47%— *while delivering greater capabilities* by eliminating legacy technical equipment and systems, and migrating to a cloud-native platform

*From FY17-FY22*



# End-to-End Career Focus Meets Employer and Student Needs

Career Navigator Is Students' Career Resource for Life



**Programs Mapped to In-demand Skills**

**100% of undergrad and master's degree programs** now open for new enrollment are skills-mapped



**Individualized skills dashboard**

...with a dashboard to show skills attainment (**Skills Profile**)



**Displayable digital badges upon skill achievement**

**300k+ badges issued**, many shared via LinkedIn; Credly partnership helps students self-promote even before graduating



**Digital Career Counseling**

Students identify career goals and receive recommendations of jobs where they are a strong fit – Personalized “**Career Explorer**”<sup>(1)</sup> and “**Job Explorer**”<sup>(2)</sup>”



**Upskilling with Skills-aligned Short Courses**

Self-paced upskilling courses available in **high-demand fields** like tech & marketing – allowing alums to stay up to date on skills



**Creating Exposure**

**Coming Soon: Career Hub** from which employers can directly target best fit students

(1) 1,938 Students have a saved Career goal, of those 27% applied for a job via Job Explorer.

(2) 20,368 unique users the past 90 days of which 2,553 users (12.5%) clicked Apply.



# Quality Demonstrated Through Accreditations and Recognitions

## Institutional Accreditation

Accredited by the Higher Learning Commission since 1978 (hlccommission.org)

Received a 10-year Reaffirmation of Accreditation in 2022-2023 with the next reaffirmation scheduled for fall 2032

## Programmatic Accreditation

Programmatic accreditation represents an additional level of external peer evaluation and quality assurance that applies to specific programs

Some programs carry specialized programmatic accreditation to ensure students meet the necessary prerequisites for jobs that correlate with their degree (nursing, teaching, counseling)

## Online Education Recognition

In 2021, UPCEA recognized University of Phoenix for meeting its *Hallmarks of Excellence in Online Leadership Review* program, which demonstrates consistent excellence in online learning



National Council for Accreditation of Teacher Education



Commission on Accreditation of Healthcare Management Education



COMMISSION ON COLLEGIATE NURSING EDUCATION





# Four Elements in a Personal Career Plan

**Skills Profile**  
Collecting all your skills in one place helps you be prepared to search for job opportunities.

**My Skills**

- Computer Science
- Innovation
- Planning
- Management
- Leadership
- Influencing Skills
- Product Lifecycle Management
- Customer Service
- Agile Methodology
- Sales
- Operations
- Problem Solving
- Product Strategy
- Product Roadmaps
- Marketing

**Job Explorer**  
Explore jobs that match your skills

**Staffing Coordinator**  
Diversicare Healthcare Services - Birmingham, AL  
Full-Time  
Possible skills for this job:  
Customer Service, Management, Communications, + 5 more

**Career Explorer**  
Explore your potential careers.  
Use our suite of career exploration tools to explore careers based on your degree program, interests, and skills to find careers that interest you for future reference.

**Saved careers**

- Marketing Managers
- Computer and Information Systems Managers

**Saved job titles**

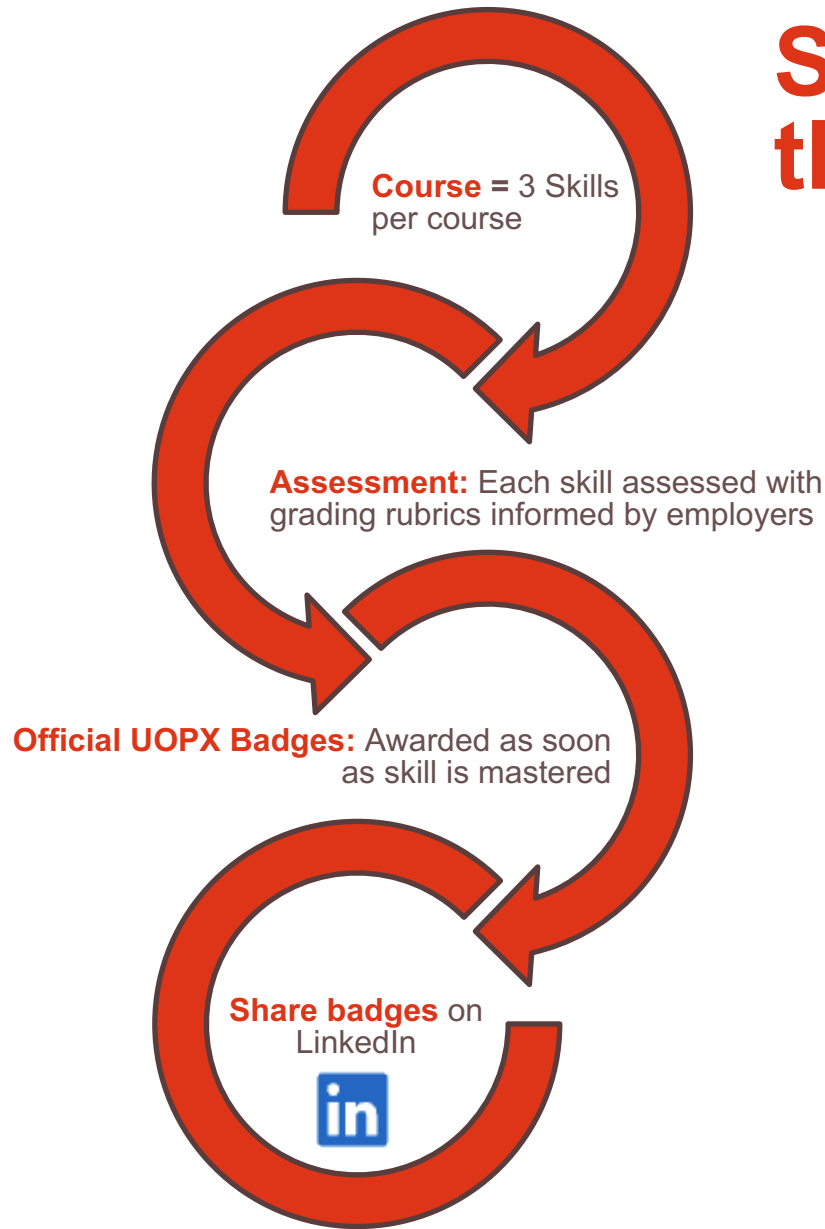
- Product Managers (Entry-level)
- Digital Product Owners (Mid-level)
- Product Owners (Senior-level)

**Find careers by degree program**  
Find out which careers are aligned to our specific degree programs and learn more about those careers.

**Explore Top 10 Careers**  
View the top 10 careers aligned to our degree programs by field of study, salary range, or nationally projected growth.

**Take the Career Interest Assessment**  
Take a few minutes to see how your interests align with real-world careers and the degree programs that can educationally prepare you for them.

# Skills-Aligned Curriculum Changes the Value Proposition



**UOPX**

**321,301 Badges Issued as of August 2023**

**Inclusive Leader**  
Social and Emotional Wellbeing

**Lamar Montgomery, MBA** · 3rd+  
Air Reserve Technician | Aircraft Armament Techni...  
5mo · 🌐  
View my verified achievement from University of Phoenix.  
[https://www.credly.com/badges/ec981977-c1d2-49a8-ab8b-9e923a74eba0/linked\\_in?t=rq2y09](https://www.credly.com/badges/ec981977-c1d2-49a8-ab8b-9e923a74eba0/linked_in?t=rq2y09)  
credly.com

**Ryan Summers** · 2nd  
9-1-1 Coordinator, Public Information Officer  
3mo · 🌐  
View my verified achievement from University of Phoenix.  
<https://www.credly.com/badges/e3903ed8-fdaa-48d6-a9d3-...>  
credly.com

**Duke Windsor** · 3rd+  
CAD ENGINEERING MANAGER , Fullswing Golf & Fin...  
3mo · 🌐  
View my verified achievement from University of Phoenix.  
[https://www.credly.com/badges/0a555eb5-5c3a-43d2-9809afa365579/linked\\_in?t=ru0lzt](https://www.credly.com/badges/0a555eb5-5c3a-43d2-9809afa365579/linked_in?t=ru0lzt)  
credly.com

**Crescentia Ezenwajaku** · 3rd+  
Human Resources Intern at PBS  
9mo · 🌐  
View my verified achievement from University of Phoenix.  
[https://www.credly.com/badges/080fbc92-94d2-400f-9306-df4cf87882a0/linked\\_in?t=rkqsbo](https://www.credly.com/badges/080fbc92-94d2-400f-9306-df4cf87882a0/linked_in?t=rkqsbo)  
credly.com

**Roselin Devi** · 2nd  
Consumer Safety Inspector  
10mo · 🌐  
View my verified achievement from University of Phoenix.  
[https://www.credly.com/badges/ab51cc18-610b-4cd6-a5ea-49a48865ec4c/linked\\_in?t=rjakry](https://www.credly.com/badges/ab51cc18-610b-4cd6-a5ea-49a48865ec4c/linked_in?t=rjakry)  
credly.com

**Janet Green** · 3rd+  
Business Excellence, Portf...  
9mo · 🌐  
View my verified achievement fr  
[https://www.credly.com/badge:4e6620117d5b/linked\\_in?t=rkq...](https://www.credly.com/badge:4e6620117d5b/linked_in?t=rkq...)  
credly.com

**Victoria Sim** · 3rd+  
Certified Product Owner Scrum Professional (CPOSP)  
2mo · 🌐  
View my verified achievement from University of Phoenix.  
[https://www.credly.com/badges/b732f5f8-1fee-423e-ae10-84a302b13af9/linked\\_in?t=ru5ddh](https://www.credly.com/badges/b732f5f8-1fee-423e-ae10-84a302b13af9/linked_in?t=ru5ddh)  
credly.com

**Stephanie Sanchez** · 2nd  
Associate Account Management II at Kaiser Perman...  
9mo · 🌐  
View my verified achievement from University of Phoenix.  
[https://www.credly.com/badges/5edb8172-7c66-4725-a29b-868bc43de368/linked\\_in?t=rkqrqm](https://www.credly.com/badges/5edb8172-7c66-4725-a29b-868bc43de368/linked_in?t=rkqrqm)  
credly.com



# Employer Alliances Have Created New Opportunities

## Provide Educational Services to Robust Network of Companies

Strategic Employer Alliances

**~1,600**

Eligible Employees

**40M**

Offerings Can Include:

- Skills Intelligence**
- Upskilling Content**
- Learn & Earn Degrees**
- Tuition Capped Degrees**

Benefits Can Include:

- Upskilling & Reskilling**
- Performance Improvement**
- Multi-level Hiring**
- Retention**

## Generating Strong B2B Enrollment Growth

B2B New Degreed Enrollment

**12,238**

Total, FY2023 year-to-date May  
(27% of total New Degreed Enrollments)

B2B New Degreed Enrollment

**+44.8%**

vs. same period,  
FY2022

Total B2B Degreed Enrollment

**17,315**


Total, FY2023 year-to-date May  
(23% of Total Degreed Enrollment)

Total B2B Degreed Enrollment

**+33.6%**

vs. same period,  
FY2022

### Representative Employer Alliances:



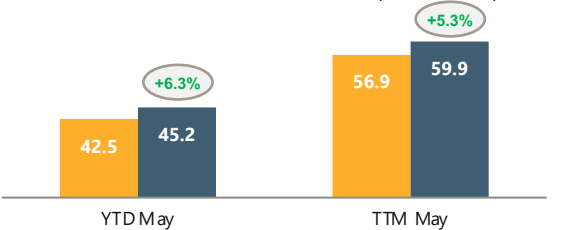


# Efforts Have Led to Enrollment Growth, Fiscal Stability

## Continued Growth of New Student Enrollments...

### New Degreed Enrollment (Online)

(Online NDEs in Thousands) ■ FY 8/2022 ■ FY 8/2023

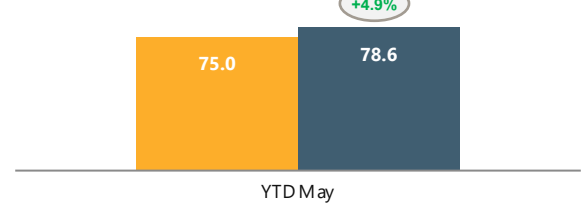


- Online New Degreed Enrollment +6.3% growth year to date and +5.3% over the last twelve months
- Driven by a +45% growth year to date in B2B New Degreed Enrollment

## ...Is Flowing Through to Total Enrollment

### Quarterly Average Degreed Enrollment (Online)

(Online Quarterly Average Degreed Enrollment in Thousands) ■ FY 8/2022 ■ FY 8/2023

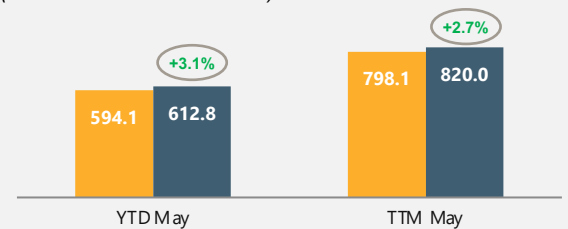


- Online Quarterly Average Degreed Enrollment increased by 3,632 students, +4.9% May 2023 year to date versus May 2022
- This compares to overall nationwide enrollment declines of -3.1% in Fall 2022 and -0.5% in Spring 2023 Semesters

## Driving Sustained Growth in Total Revenue...

### Total Revenue

(Revenue in Millions of USD) ■ FY 8/2022 ■ FY 8/2023

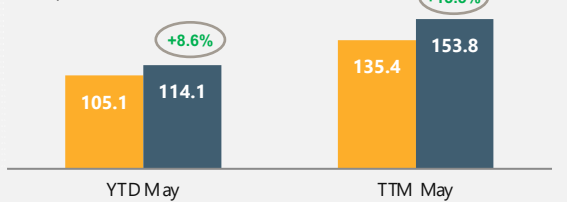


- Total Revenue +3.1% year to date, with Total Online Revenue +4.2% as ground operations continue through teach out

## ...And Continued EBITDA Expansion

### Total Adjusted EBITDA

(Adjusted EBITDA in Millions of USD) ■ FY 8/2022 ■ FY 8/2023

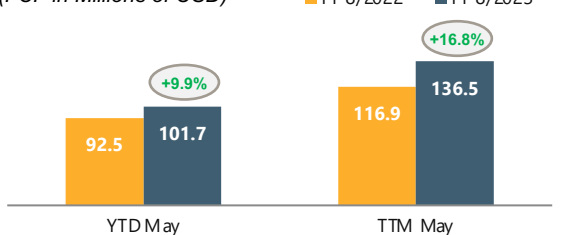


- Adjusted EBITDA +8.6% year to date and +13.5% over last twelve months

## Leading to Robust Cash Generation...

### Total Free Cash Flow (Adjusted EBITDA minus CapEx)

(FCF in Millions of USD) ■ FY 8/2022 ■ FY 8/2023

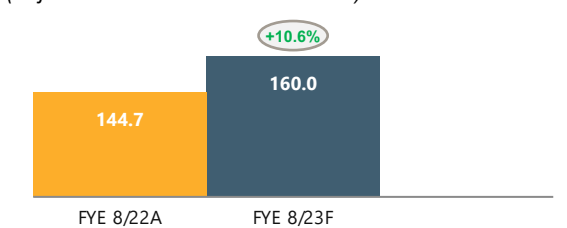


- Free Cash Flow, calculated as Adjusted EBITDA minus CapEx, +9.9% year to date and +16.8% over trailing twelve months as efficient operations reduce expected CapEx

## ...And Full Confidence in the Future Forecast

### FYE 8/2023F Adjusted EBITDA

(Adjusted EBITDA in Millions of USD)



- Leading indicators through 9 months of Fiscal Year provide confidence in FYE 8/2023 full year forecast, with potential to exceed full year plan, and supports continued growth into FYE 8/2024

# Management Team Who Led the Transformation

*Supported by a mission-driven university team of over 3,000 staff with an average tenure of 11 years, and an 82% engagement score — 8% above the national benchmark*



**Chris Lynne** *President*

*Appointed December 2022*

- Previously Interim President and CFO at The University of Phoenix
- Formerly President & COO at HotChalk Education and Chief Financial & Operating Officer at Northcentral University



**Raghu Krishnaiah** *Chief Operating Officer*

*Appointed October 2015*

- Formerly at WGU, Kaplan
- 10+ years of experience in education



**Steve Gross** *Chief Marketing Officer*

*Appointed August 2019*

- Formerly CEO Calvert Education and executive at Pearson & Pepsi
- 10+ years of experience in education



**John Woods** *Chief Academic Officer*

*Appointed January 2018*

- Formerly at Education Corporation of America
- 22+ years of experience in education



**Blair Westblom** *Chief Financial Officer*

*Appointed January 2023*

- Previously VP Financial Planning and Analysis at The University of Phoenix
- Formerly at Genentech, Stifel Financial
- 12+ years of experience in education



**Jamie Smith** *Chief Information Officer*

*Appointed April 2018*

- Formerly at ServiceMaster, Nissan, IBM, Price Waterhouse Coopers
- 3+ years of experience in education



**Ruth Veloria** *Chief Strategy & Customer Officer*

*Appointed November 2017*

- Formerly with Booz Allen, BCG, Charles Schwab
- 13+ years of experience in education



**Cheryl Naumann** *Chief HR Officer*

*Appointed March 2013*


- Formerly with AZ Diamondbacks and Phoenix Suns
- 13+ years of experience in education



**Srini Medi** *General Counsel*

*Appointed June 2020*

- Formerly Chief Legal Officer Bisk Education, Lead Counsel Kaplan University, and Associate GC (Transactions) Kaplan, Inc.
- 11+ years of experience in education



**Eric Rizzo** *SVP, Government Affairs*

*Appointed November 2019*

- Formerly at Mizuho Bank, Fifth Third Bancorp
- 25+ years of experience in government affairs, 3 in education



# Why University of Phoenix?

Higher Ed is facing critical challenges with far-reaching impact ... and **University of Idaho** is not immune. The Idaho Legislature asked for 6 key interventions ... and **University of Phoenix** can help!

## Address Enrollment Cliff

*University of Phoenix has served **adult learners** via remote learning for almost 50 years; this will create a **new market** for University of Idaho*

## Reduce Costs

*University of Phoenix delivers **highly efficient, low-cost** programming*

## Help Rural Students

*University of Phoenix's online learning modality **creates greater access** to higher ed for Idaho's **rural and time-bound** students*

## Degrees for In-Demand Jobs

*University of Phoenix's courses for new enrollment are **100% skills mapped** in undergraduate and master's degree programs... in nursing, healthcare, teaching, cybersecurity and business*

## Innovate & Disrupt

*University of Phoenix will bring **best-in-class operations, compliance, recruitment, and persistence systems** to the University of Idaho and Idaho's education system*

## Be More Efficient

*University of Phoenix's **affordable, online education** will help **University of Idaho scale in the online space quickly**, creating a **faster path to credentials** for Idahoans*



# APPENDIX




# Enabling the State of Idaho Education Agenda

Idaho Higher Education Agenda	How University of Phoenix Can Support
Efficiencies Cost Savings and Service	Phoenix knows how to operate highly scaled service processes
Restate the 60% Goal	The UOPX modalities provide access for Idahoans over 25 to get degrees while still working
Structural Change and system Improvement	UOPX has great credit transferability policy that could be leveraged
Guided Pathways (P- 20)	UOPX career guidance systems could be a model in Idaho high schools
Improved Certificate and Degree Completion	UOPX has a system of data-driven interventions and is a highly accessible option for those in rural areas
Statewide Digital Delivery System	UOPX digital footprint can provide lessons for a statewide digital system
Increased funding for Scholarships	Additional revenues can be used to fund scholarships
Outcomes- Based Funding model	Supporting retention and degree completion through online offerings
Adoption of the Governor’s Workforce Development Taskforce	UOPX collaborates extensively with employers
Competency- Based System	UOPX has experience in competency-based course design and delivery
Partner with Industry (for workplace experiences)	UOPX collaborates extensively with employers
Workforce Training (count) towards Degree or Certificate Completion	UOPX has great prior learning credit policy that could be leveraged

# The Transformation of Apollo Education

Significantly simplified the Company's complex operating structure



2017 Acquisition

